


# How to use ReProTool for iPhone




In your App Store search "ReProTool" (no spaces)



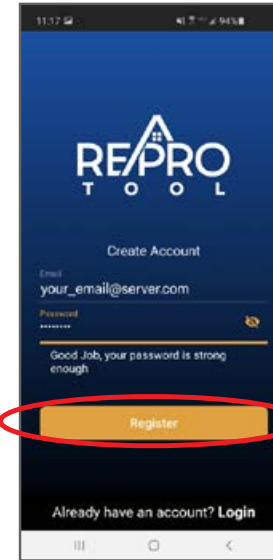
Once you have found the app click "Get"




After the App has downloaded click "Open"



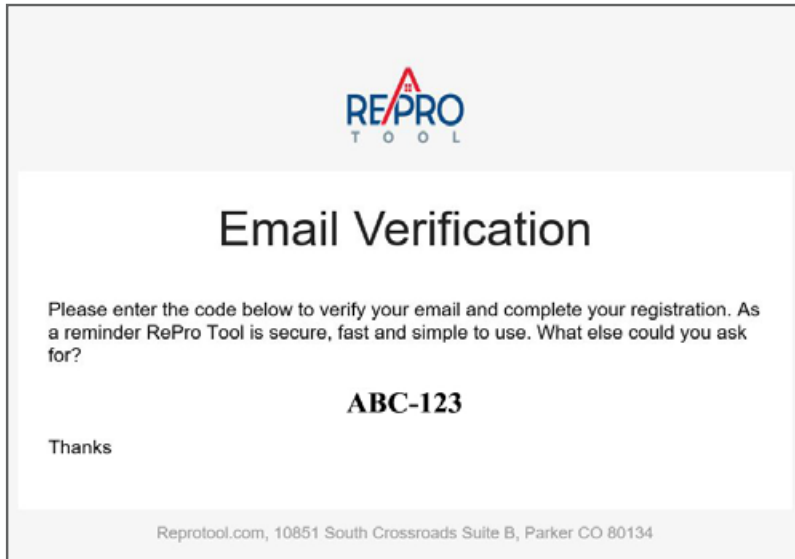
Once the app opens you will need to register. Scroll down if needed. click "Register" to proceed



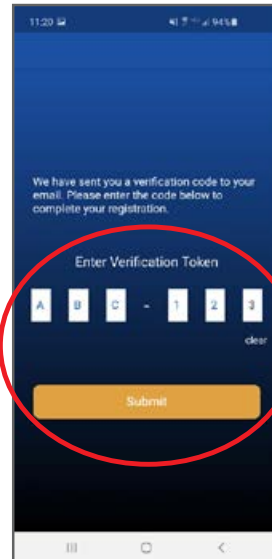
Enter your email address and a password then click "Register"



The license agreement will need to be read and accepted to continue



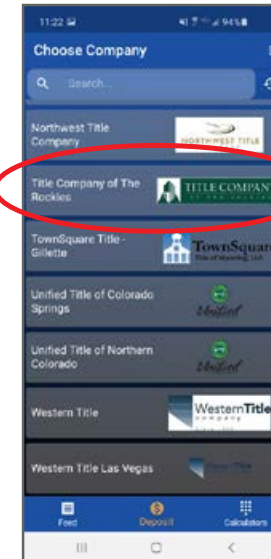
Once you have accepted the license agreement, you will be emailed a verification code. Please check your email for this code. If your email verification code is not immediately received, please use an alternate email address.



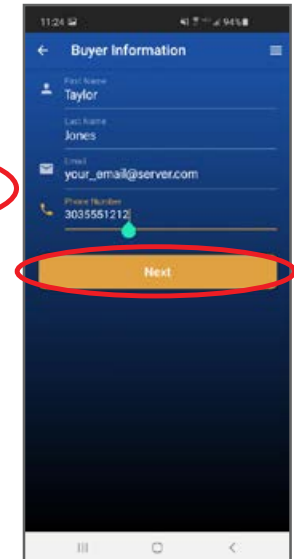
Return to the app to enter the code, and click the "Submit" button



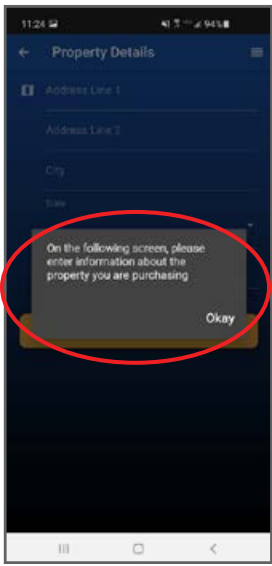
Click the "Deposit" icon



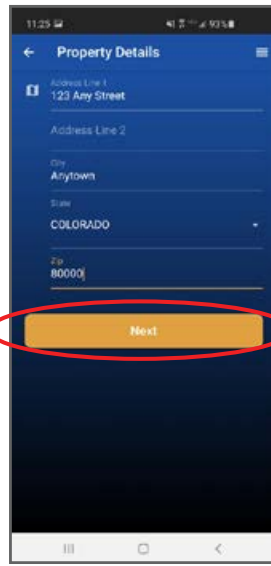
A list of title companies will appear, scroll down until you see "Title Company of the Rockies" Click to proceed



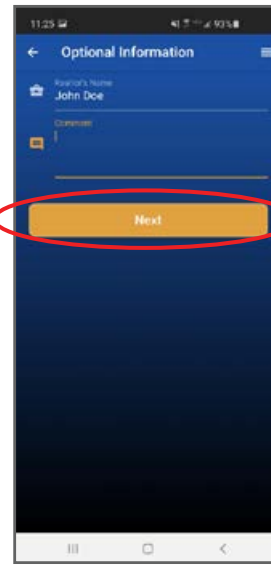
Please enter the buyers name, email, and phone number then click "Next"



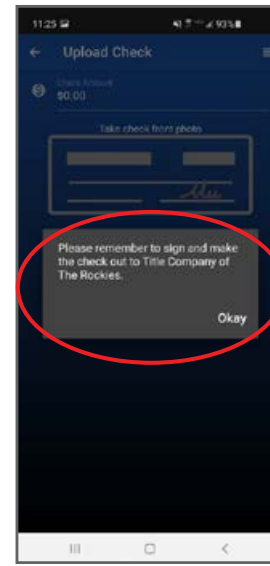
A screen will appear to remind you that the address is for the **property being purchased** click "Okay" to proceed



Please enter the address for the **property being purchased** then click "Next"



You may enter additional information in the comments to expedite the matching of your deposit with your escrow file.



Please remember to fill out the check completely, and make it payable to "Title Company of the Rockies"



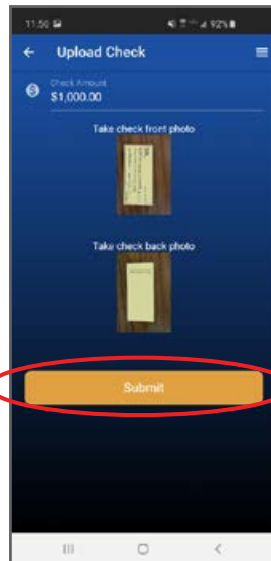
Enter check amount at top. Tap top box for front of check; tap bottom box for back of check. ReProTool may ask for access to your camera, Click OK



Center the check in the box and using the circle-like icon take a picture of the check. Be sure to have a solid or contrasting background behind the check.



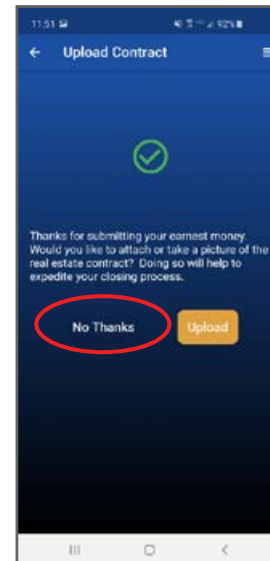
On the back of the check, under the signature line, please write **"Mobile Deposit Only"** Use the circle-like icon take a picture of the back of the check.



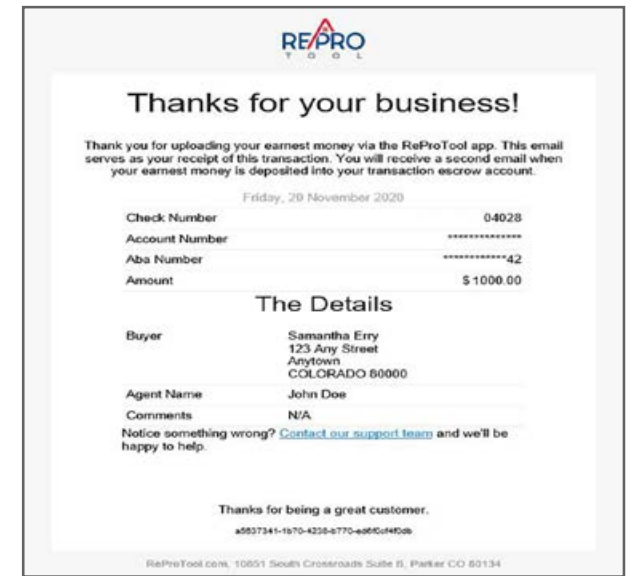
When you have taken a pic of both sides of the check click "Submit"



If Submit button is not visible, click the back arrow. Then on the Optional Information screen, click Next. The "Submit" button should now be available.



Click "No Thanks" your Broker will send a copy of the purchase contract to us.



The system will send you a confirmation email regarding your Earnest Money Deposit. This may take 5-10 minutes to process.

Aspen  
(970) 925-3577  
Glenwood Springs  
(970) 945-1169  
Willits  
(970) 366-4111

Breckenridge  
(970) 453-6120  
Grand Lake  
(970) 627-0400  
Winter Park  
(970) 726-8077

Craig (NWT Affiliate)  
(970) 824-9427  
Leadville  
(719) 486-2688

Eagle  
(970) 328-5266  
Rifle  
(970) 625-5426

Edwards  
(970) 926-0230  
Steamboat  
(970) 879-2980

Frisco  
(970) 668-3558  
Vail  
(970) 479-6010